

# STX

COLLECTION 2022







**STX**

## **GET READY FOR A GREAT EXPERIENCE**

Whether you are paddling, windsurfing or want to best of both sports. At STX we are dedicated to deliver the best package in the world. Get ready for your personal adventure, get ready for a great experience.

Reliability, Rigid and build with the best components in the market. STX combines careful attention to detail and superior technology.

### **THE STX PROMISE - ACCESSIBLE QUALITY**

At STX we strive to make the sports we are passionate about, accessible. Premium quality products are sourced from the world's leading suppliers, offering a simple, yet aesthetically pleasing range that caters to every level, including inflatable SUPs, packable windsurfing rigs, kids' and school rigs, composite and alloy paddles, windsurfing masts, windsurfing booms and other great accessories. Our dedication has ensured continued, steady growth on every continent. STX, accessible for all.





**STX**

## TABLE OF CONTENTS

<b>BOARD OVERVIEW</b>	<b>08</b>
<b>iSUP</b>	<b>10</b>
<b>PADDLES</b>	<b>18</b>
<b>iSUP HYBRID</b>	<b>22</b>
<b>i CROSSOVER</b>	<b>24</b>
<b>iFOIL</b>	<b>26</b>
<b>iWINDSURF</b>	<b>28</b>
<b>SPECIALS</b>	<b>30</b>
<b>PLATFORMS</b>	<b>31</b>
<b>ACCESSORIES</b>	<b>32</b>
<b>RIGS</b>	<b>35</b>
<b>MASTS</b>	<b>40</b>
<b>BOOMS</b>	<b>42</b>

# WHAT WE OFFER IN 2022

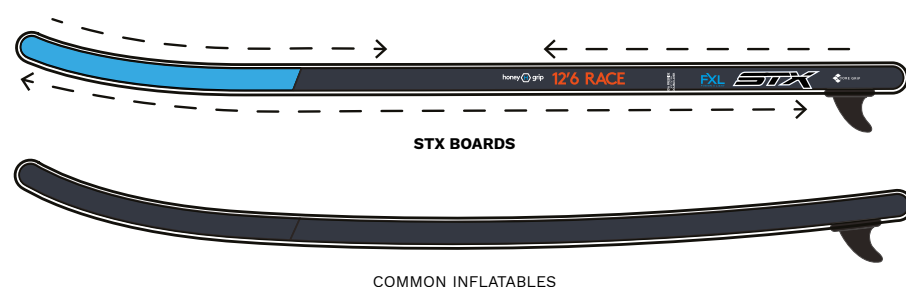

## FXL

Feather light construction

Fusion Double Layer, X light construction. Exclusive on STX boards. The lightest inflatable boards on the market. Woven fabric weighs less. It prevents the material to stretch and holds more tension.

## STIFF, STIFFER, STIFFEST

A stiff board transfers the power into fastness, not into bending. Woven fabric weight stretch diagonal hold more tension. Your STX board is one of the stiffest boards on the market.



## PSI

Although we recommend 15 PSI, every single FXL made board can be inflated beyond 20 PSI. Again another advantage of our FXL technology.

## STRENGTH

Tensile strength test show a 50% improvement on Fusion DL. Tearing strength shows even a 100% increase on Fusion DL.

## DOUBLE LAYER

STX boards are made to last. Double layer bottom and deck, double layer rails and the best components on the market today.

## PREMIUM DETAILS

- HONEYGRIP; smooth, grippy, maximum comfort and strong our well know EVA deckpad
- CORE GRIP; stance area gripdeck with increased grip worked into the EVA
- KICKPAD; all pure SUP inflatables boards have a kickpad for increased grip, steering and control
- Stainless steel D-rings for docking the boards, for a strong connection with anything you wish
- Storage bungee for your bag on all SUP boards
- High pressure valves. Up to 20 PSI, preferred 15 PSI
- Double layer, fusion, deck and bottom
- Premium air valves
- Ergonomic Neoprene Grab Handle

## DETAILED ACCESSORIES

- STX pump with fold up stands and vario handles to minimize size and packaging
- STX AIR travel backpack with space for pump, board, paddle and the standard repairkit

## QUALITY

Our boards are made in **FXL, FUSION XTRA LIGHT** construction. Tough and every inch of the board is glued with precision, made by a selected and experienced production team.



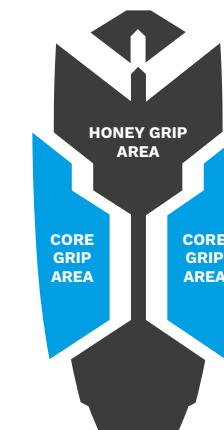
Our boards are made in **FXL, FUSION XTRA LIGHT** construction. Tough and every inch of the board is glued with precision, made by a selected and experienced production team.



Smooth, extra grippy, maximum comfort and strong our well know EVA deckpad. Dual Density.



Smooth, grippy, maximum comfort and strong our well know EVA deckpad. Kickpad for easy turning.





STX  
BOARD OVER



8"x28"x4"  
406.23000.010

JUNIOR CRUISER



10'4"x32"x5"  
406.23000.010

CRUISER



10'8"x34"x6"  
406.23000.010



10'6"x32"x6"  
406.23100.010

FREERIDE



11'6"x32"x6"  
406.23100.010

STX  
BOARD  
SHAPES



CRUISER

Stable boards with a wide outline. The perfect compromise between speed & stability.



FREERIDE

Standup paddling in every condition.



TOURER

Streamlined arrow shaped board for higher speeds, faster paddling and longer distances.

RACE

Arrow shaped boards for higher speeds and faster paddling.



11'6"x32"x6"  
406.23200.000

12'6"x32"x6"  
406.23200.000

TOURER



12'6"x30"x6"  
406.23025.000

14'0"x27"x6"  
406.23205.000

14'0"x30"x6"  
406.23205.000

14'0"x32"x6"  
406.23205.000

RACE



10'6"x32"x5"  
406.23600.000

PURE FREERIDE



10'4"x31"x5"  
406.23650.000



11'6"x29"x5"  
406.23650.000



11'6"x32"x5"  
406.23650.000



14'0"x29"x5"  
406.23650.000

PURE TOURER



8"x28"x4"  
406.22150.000

HYBRID JUNIOR CRUISER



10'4"x32"x5"  
406.22150.000

HYBRID CRUISER



10'8"x34"x6"  
406.22150.000

HYBRID FREERIDE



10'6"x32"x6"  
406.22100.000



11'6"x32"x6"  
406.22100.000



11'6"x32"x6"  
406.22200.000

HYBRID TOURER



250x83,6x15CM  
406.21000.000

WINDSURF



280x85x15CM  
406.21000.000



1600  
406.14000.000

GIANT XXL



7'8"x30"x5"  
406.25050.000

CROSS OVER



11'0"x32"x6"  
406.25100.000



5'10"x29"x5"  
406.25000.000

IFOIL WINGSURFBOARD



6'4"x31"x5"  
406.25000.000



200x135x20CM  
406.141000.000

300x200x20CM  
406.141000.000

600x200x20CM  
406.14100.000

ROCKET LAUNCH PLATFORM





**JUNIOR CRUISER**

8"x28"x4"

- All-around cruising and small waves
- Stable and maneuverable for junior paddlers
- Medium outline, high volume nose and tail
- 4" construction
- FXL Technology Extreme stiffness and lightness
- New deckpad layout of core and honey grip plus kick pad
- New this year, composite glass paddle and leash

ART.NR. - COLOR	406.23000.010 - Blue/Orange
SIZE	8"x28"x4"
VOLUME	135L
WEIGHT	5,5KG
RIDER WEIGHT	60KG
LEVEL	Beginner/Intermediate/Kids



**CRUISER**

10'4"x32"x5" | 10'8"x34"x6"

- All-around cruising and small waves
- Stable and maneuverable
- Medium outline, high volume nose
- 5" construction
- FXL Technology Extreme stiffness and lightness
- New deckpad layout of core and honey grip plus kick pad
- New this year, composite glass paddle and leash

ART.NR. - COLOR	406.23000.010 - Blue/Orange
SIZE	10'4"x32"x5"   10'8"x34"x6"
VOLUME	220L   325L
WEIGHT	7,95KG   8,55KG
RIDER WEIGHT	90KG   >110KG
LEVEL	Beginner/Intermediate



**FREERIDE**

10'6"x32"x6" | 11'6"x32"x6"

- All-around cruising and small waves
- Stable and maneuverable
- Medium outline, high volume nose
- 6" construction
- FXL Technology Extreme stiffness and lightness
- New deckpad layout of core and honey grip plus kick pad
- New this year, composite glass paddle and leash

ART.NR. - COLOR	406.23100.010 - Blue/Orange
SIZE	10'6"x32"x6"   11'6"x32"x6"
VOLUME	260L   280L
WEIGHT	8,4KG   8,65KG
RIDER WEIGHT	110KG   >110KG
LEVEL	Beginner/intermediate







### TOURER

11'6"x32"x6" | 12'6"x32"x6"

- All-around cruising
- Wide outline with narrow nose
- Deck leash system adds versatility
- FXL Technology Extreme stiffness and lightness
- New deckpad layout of core and honey grip plus kick pad
- Railsaver for smooth water release
- New this year, composite glass paddle and leash

<b>ART.NR. - COLOR</b>	406.23200.000 - Blue/Orange
<b>SIZE</b>	11'6"x32"x6"   12'6"x32"x6"
<b>VOLUME</b>	270L   350L
<b>WEIGHT</b>	9,3KG   9,45KG
<b>RIDER WEIGHT</b>	>110KG   >120KG
<b>LEVEL</b>	Beginner/Intermediate

#### INCLUDING



### RACE

12'6"x30"x6" | 14"x27"x6" | 14"x30"x6" | 14"x32"x6"

- All-around cruising and racing
- Narrow nose
- Deck leash system adds versatility
- FXL Technology Extreme stiffness and lightness
- New deckpad layout of core and honey grip plus kick pad
- Railsaver for smooth water release
- New this year, composite glass paddle and leash

<b>ART.NR. - COLOR</b>	406.23205.000 - Blue/Orange
<b>SIZE</b>	12'6"x30"x6"   14"x27"x6"   14"x30"x6"   14"x32"x6"
<b>VOLUME</b>	330L   400L   410L   420L
<b>WEIGHT</b>	9,05KG   9,45KG   9,05KG   10,4KG
<b>RIDER WEIGHT</b>	>110KG   >100KG   >110KG   >125KG
<b>LEVEL</b>	Beginner/Intermediate

#### INCLUDING







### PURE FREERIDE

10'6"x32"x5"

- All-around freeride
- Centre carry strap for easy walking
- Deck leash system adds versatility
- FXL Technology Extreme stiffness and lightness
- New deckpad layout of core and honey grip plus kick pad
- New this year, composite glass pure design paddle and leash

ART.NR.	406.23600.000
COLOR	Navy/Rose
SIZE	10'6"x32"x5"
VOLUME	220L
WEIGHT	8,55KG
RIDER WEIGHT	90KG
LEVEL	Beginner/intermediate

INCLUDING







### PURE TOURER

10'4"x31"x5" | 11'6"x29"x5" | 11'6"x32"x5" | 14'0"x29"x5"

- All-around cruising tourer
- Centre carry strap for easy walking
- Deck leash system adds versatility
- FXL Technology Extreme stiffness and lightness
- New deckpad layout of core and honey grip plus kick pad
- Railsaver for smooth water release
- New this year, composite glass pure design paddle and leash

ART.NR.	406.23650.000
COLOR	Navy/Rose
SIZE	10'4"x31"x5"   11'6"x29"x5"   11'6"x32"x5"   14'0"x29"x5"
VOLUME	210L   250L   270L   400L
WEIGHT	8,55KG   8,4KG   8,6KG   8,75KG
RIDER WEIGHT	85KG   85KG   100KG   110KG
LEVEL	Beginner/intermediate



INCLUDING





There is a paddle for every ride, every price and size. STX offers options in alloy, glass, carbon and mixture of these. Available in various colourways, sizes and performance. Your board is just as fast as the choice of your paddle.



ALLOY STD PADDLE

- KIDS / SENIOR
- 3 piece
  - Easy adjustable
  - Cam Lock adjustable
  - Nylon blade
  - Smaller blade for juniors

ART.NR.	407.02011.000   407.02021.000
PADDLER	Younger   Entry level
WEIGHT	0,9KG   1,05KG



SUP PADDLE ALU

- KIDS / SENIOR
- 3 piece
  - Easy adjustable
  - Cam Lock adjustable
  - Nylon blade
  - Smaller blade for juniors

ART.NR.	407.02031.000   407.02041.000
PADDLER	Younger paddler   Entry level
WEIGHT	0,8KG   1,0KG



COMPOSITE 2.0 PADDLE

- 3 piece
- Easy adjustable
- Cam Lock adjustable
- Nylon glasfibre reinforced blade
- Composite 20 sanded shaft

ART.NR. - COLOR	407.02055.000 - Alloy/Orange
PADDLER	Advanced recreational paddler
WEIGHT	0,95KG



COMPOSITE 2.0 PURE PADDLE

- 3 piece
- Easy adjustable
- Cam Lock adjustable
- Nylon glasfibre reinforced blade
- Composite 20 sanded shaft

ART.NR. - COLOR	407.02055.010 - Alloy/Blue/Orange
PADDLER	Advanced recreational paddler
WEIGHT	0,95KG







SUP PADDLE COMPOSITE 40  
40% CARBON

- 3 piece
- Easy adjustable
- Dual Cam Lock adjustable
- Nylon blade with texture
- Carbon - 40-shaft

ART.NR. - COLOR	407.02061.000 - Blue/Orange
PADDLE	Lightweight paddle with added durability
WEIGHT	1,05KG



SUP PADDLE COMPOSITE 80  
80% CARBON

- 3 piece
- Easy adjustable
- Dual Cam Lock adjustable
- Composite blade with carbon texture
- Carbon - 80-shaft

ART.NR. - COLOR	407.02071.000 - Blue/Orange
PADDLE	Lightweight paddle with a stiff blade
WEIGHT	0,8KG



SUP PADDLE CARBON  
100% CARBON

- 3 piece
- Easy adjustable
- Dual Cam Lock adjustable
- Composite blade with carbon
- Carbon shaft

ART.NR. - COLOR	407.02081.000 - Black/Silver
PADDLE	High level performance for an affordable price
WEIGHT	0,65KG



CAM LOCK ADJUSTABLE

Our camlock can be tensionized to your personal preference. Provides high grip and minimizes movement of the shaft and extension.



SHAFT

The best Prepeg Carbon construction for max stiffness and flex.



PUSH PIN +CAM LOCK ADJ.

DFS, double function system. The push pin sets the paddle in line and reduces the torsion while the second camlock grips this connection tightly. Our camlock can be tensionized to your personal preference. Provides high grip and minimizes movement of the shaft and extension.



BLADE

Our paddle's shape helps you propelling the board faster through the water.



HYBRID SUP/KAYAK  
PADDLE

- 4 piece
- Easy adjustable
- Cam Lock adjustable
- Nylon blades

ART.NR. - COLOR	407.02101.000 - Black/Blue/Orange
PADDLE	Entry level paddlers/kayaking on a SUP board
WEIGHT	1,5KG



STX PADDLE FLOATER


Keep your paddle afloat  
All paddlers who are afraid of loosing their paddle and keep it afloat

ART.NR. - COLOR	407.03051.000 - Black/Orange
WEIGHT	0,65KG



BASEPLATE INSERT HYBRID  
LINE-UP

All iSUP Hybrid boards have a baseplate insert, which makes it possible to use the boards for both stand up paddling and windsurf.



HYBRID JUNIOR CRUISER

8"x28"x4"

- All-around cruising and small waves
- Stable and maneuverable, tri fin plus centre fin
- Medium outline, high volume nose, 4" construction
- FXL Technology Extreme stiffness and lightness
- New deckpad layout of core and honey grip plus kick pad
- Windsurf connection with baseplate insert
- New this year, composite glass paddle and leash

ART.NR. - COLOR	406.22150.000 - Blue/Orange
SIZE	8"x28"x4"
VOLUME	135L
WEIGHT	5,6KG
RIDER WEIGHT	60KG
LEVEL	Beginner/Intermediate/Kids



HYBRID CRUISER

10'4"x32"x5" | 10'8"x34"x6"

- All-around cruising and small waves
- Stable and maneuverable, tri fin plus centre fin
- Wide outline, High volume nose, Deck leash system adds versatility
- FXL Technology Extreme stiffness and lightness
- New deckpad layout of core and honey grip plus kick pad
- Windsurf connection with baseplate insert
- New this year, composite glass paddle and leash

ART.NR. - COLOR	406.22150.000 - Blue/Orange
SIZE	10'4"x32"x5"   10'8"x34"x6"
VOLUME	280L
WEIGHT	9,45KG
RIDER WEIGHT	>110KG
LEVEL	Beginner/Intermediate



HYBRID FREERIDE

10'6"x32"x6" | 11'6"x32"x6"

- All-around cruising and small waves
- Stable and maneuverable, tri fin plus centre fin
- Wide outline, High volume nose, Deck leash system adds versatility
- FXL Technology Extreme stiffness and lightness
- New deckpad layout of core and honey grip plus kick pad
- Windsurf connection with baseplate insert
- New this year, composite glass paddle and leash

ART.NR. - COLOR	406.22100.000 - Blue/Orange
SIZE	10'6"x32"x6"   11'6"x32"x6"
VOLUME	260L   280L
WEIGHT	8,65G   9,45KG
RIDER WEIGHT	110KG   >110KG
LEVEL	Beginner/Intermediate



HYBRID TOURER

11'6"x32"x6"

- All-around cruising
- Stable and maneuverable, single fin 9 and centre fin 12 set up
- Wide outline with narrow nose, railsaver for smooth waterrelease
- New deckpad layout of core and honey grip plus kick pad
- Deck leash system adds versatility
- Windsurf connection with baseplate insert
- FXL Technology Extreme stiffness and lightness
- New this year, composite glass paddle and leash

ART.NR. - COLOR	406.22200.000 - Blue/Orange
SIZE	11'6"x32"x6"
VOLUME	280L
WEIGHT	9,4KG
RIDER WEIGHT	>110KG
LEVEL	Beginner/Intermediate





# STX iCROSSOVER



NEW TRACK SYSTEM WITH  
INTEGRATED HANDLE

Our crossover board. It can be use for all watersports; sup, windsurf or wing. All fin option are on this board to give to best performance for each sport.

### STX IFOIL CROSSOVER

7'8"

- Inflatable Wing/SUP/Windsurf board
- Stable and wide shape for easy riding
- Side carry strap for easy carry
- Leash attachment
- FXL technology for extreme stiffness and low weight
- Comfortable deckpad made out of honey grip and core grip
- Carbon 90mm 4-Bolt Track system plate, 4 side fins for upwind performance and centre fin
- Railsaver for easy water release and a faster board

ART.NR.	406.25050.000
COLOR	Blue/Orange
SIZE	7'8"x30"x5"
VOLUME	170L
WEIGHT	6,25KG



INCLUDING

Our crossover board. It can be use for all watersports; sup, windsurf or wing. The side fins make the board go easy upwind.

### STX WIND/SUP/WING CROSSOVER

11'0"

- Inflatable Wing/SUP/Windsurf board
- Stable and wide shape for easy riding
- Centre carry strap for easy carry
- Leash attachment
- FXL technology for extreme stillness and low weight
- Comfortable deckpad made out of honey grip and core grip
- 2 side fins for upwind performance and centre back fin
- Railsaver for easy water release and a faster board

ART.NR.	406.25100.000
COLOR	Blue/Orange
SIZE	11'0"x32"x6"
VOLUME	300L
WEIGHT	9,45KG



INCLUDING



CROSSOVER BOARDS

### STX iFOIL BOARDS

The Multi-Purpose boards are made for flexibility and functionality. They can be used for both windsurf, stand up paddle and wingsurf.

The iCrossover collection is developed and designed with high quality materials for durability and an excellent experience and performance.







STX iFOIL BOARDS

The new additions to the STX line-up are the STX iFoil boards. They are made for great times during your wing sessions. The boards have been designed and tuned to offer the best experience while cruising the waters. Using durable materials and perfect lining the iFoil boards are stable, strong and low weight.



NEW TRACK SYSTEM WITH  
INTEGRATED HANDLE

iFOIL WINGSURFBOARD

5'10" / 6'4"

- Inflatable Wingsurf foilboard
- Stable and wide shape for easy foiling
- Centre carry strap for easy carry
- Leash attachment
- FXL technology for extreme stiffness and low weight
- Comfortable deckpad made out of honey grip and core grip
- Carbon 90mm 4-Bolt Track system plate, compatible with all major foilbrands
- Railsaver for easy water release and early planning
- New optional 3 footstrap configuration

ART.NR.	406.25000.000	406.25000.000
COLOR	Blue/Orange	Blue/Orange
SIZE	5'10"x29"x5"	6'4"x31"x5"
VOLUME	125L	140L
WEIGHT	4,8KG	5,1KG

INCLUDING







INFLATABLE WINDSURF BOARDS

Dedicated windsurfing boards. Ideal for adults, children, families and even to teach friends and family.



iWINDSURF

250L / 280L

- FXL Technology Extreme stiffness and lightness
- Stable, wide outline, low drag, torsion-optimized
- Center US box fin for lateral resistance
- Twin back fins (US Box 26)
- 4 adjustable and removable footstraps
- Easy packing and transport
- Railsaver for easy water release and a faster board

ART.NR. - COLOR	406.21000.000 - Blue/Orange
SIZE	250x83,6x15cm   280x85x15cm
VOLUME	250L   280L
WEIGHT	9,85KG   10,8KG

INCLUDING



FOOTSTRAPS

4 adjustable and removable footstraps



FINS

Center fin and twin back fins



WINDSURF INSERT PLATE

New and improved Windsurf insert plate \*

\* use only with cardan joint.



# STX SPECIALS

Windsurfing, Teaching, Tandem windsurfing, dive platform, SUP board for 8/10 persons... you name it.

The GIANT STX, ofcourse in the most sturdy construction available on the market. Wider than anything out there and complete with 4 strong US finboxes, 10 carry handles, double Valves and did we mention FUN? Yes, FUN it is, to the max!




## GIANT XXL INFLATABLE HYBRID SUP

- Two mastbase connections for windsurfing rigs
- 4 fins, US box
- 10 carry handles
- Two pump valves

ART.NR. - COLOR	40614000.000 - Blue/Orange
SIZE	510x200x20cm
VOLUME	1600L
CONSTRUCTION	FUSION technology
WEIGHT	33,5KG

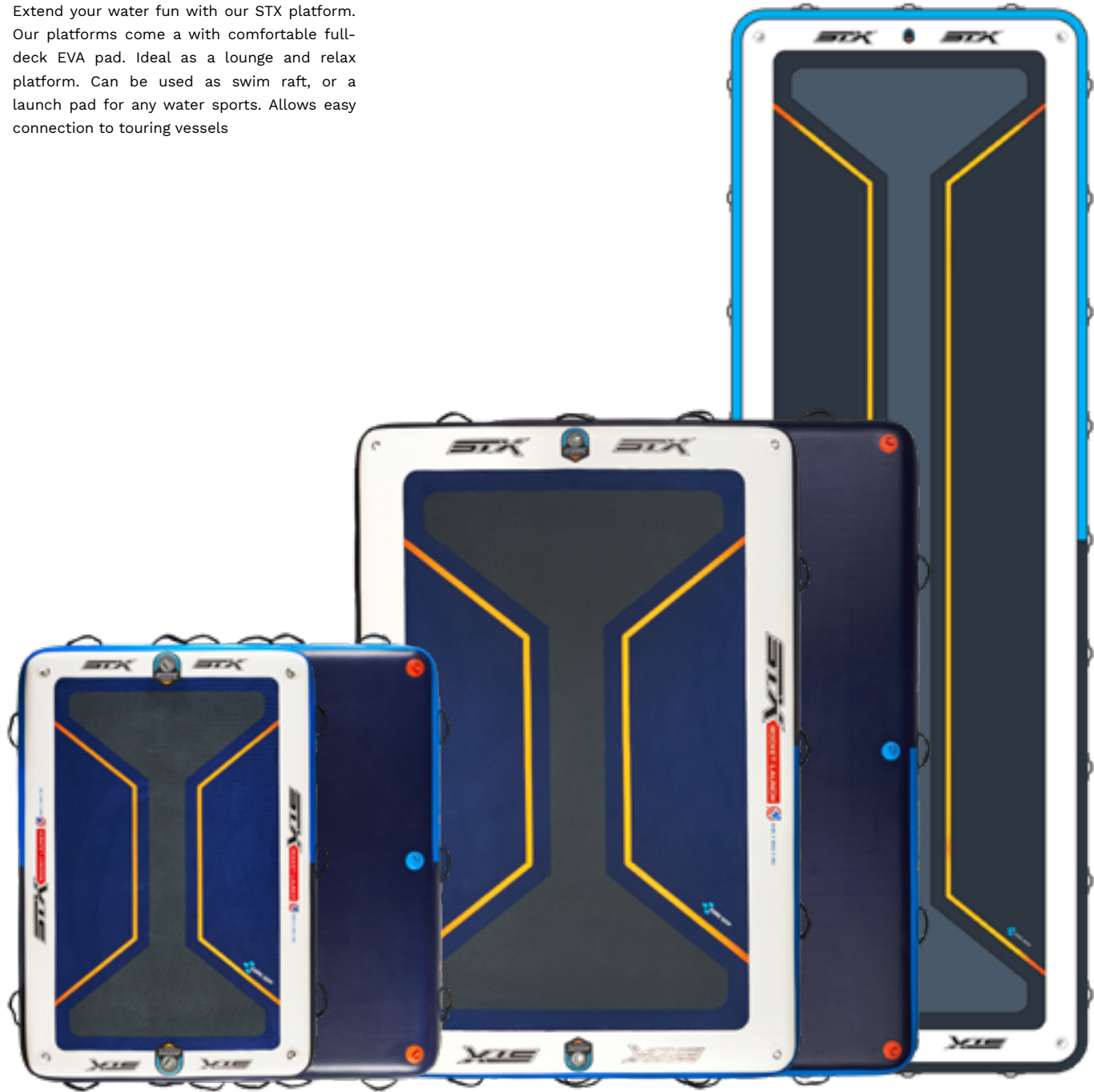
INCLUDING



# STX PLATFORMS

STX multipurpose platform.

Extend your water fun with our STX platform. Our platforms come a with comfortable full-deck EVA pad. Ideal as a lounge and relax platform. Can be used as swim raft, or a launch pad for any water sports. Allows easy connection to touring vessels



## ROCKET LAUNCH PLATFORM

200x135x20 / 300x200x20 / 600x200x20

- Floating Platform to be used as launch platform, extend your boatdeck or use as a handy tool to clean your boat
- Heavy Duty multiple D-rings on the deck and bottom to tie the platform to whatever you want
- Comfortable and durable EVA deck
- Super strong grabhandles on the rails to move the platform around
- 2 valves for easy inflate and deflate

ART.NR. - COLOR	40614100.000 - Blue/Orange
SIZE	200x135x20cm / 300x200x20cm / 600x200x20cm
VOLUME	540L / 1200L / 2400L
CONSTRUCTION	FUSION technology
WEIGH	11,5KG / 17,5KG / 34,5KG

INCLUDING







SUP LEASH

Coiled Leash  
The heavy duty SUP 10ft Coiled Ankle leash

- Non-slip cuff, leash lock
- Stainless steel bearing swivel
- Flat water use only

ART.NR. - COLOR 407.70720.000 - Black  
SIZE 10ft



SUP LEASH BASIC

Coiled Leash  
The heavy duty SUP 10ft Coiled Ankle leash

- Non-slip cuff, leash lock
- Flat water use only

ART.NR. - COLOR 407.70721.000 - Black  
SIZE 10ft



WINGSURF/FOIL LEASH

Coiled Leash  
Dedicated coiled leash for foil/windsurfing

ART.NR. - COLOR 404.71985.000 - Black



WINGSURF/FOIL LEASH  
MULTI LOOP

Coiled Leash  
Dedicated coiled leash for foil/windfoiling

ART.NR. - COLOR 404.71992.000 - Black



WINGSURF/FOIL LEASH QR

Coiled Leash  
Dedicated coiled leash for foil/windsurfing with quick release

ART.NR. - COLOR 404.71990.000 - Black



WINGSURF LEASH  
WRISTLEASH

Coiled Leash  
Wristleash for attaching your wing

ART.NR. - COLOR 404.71995.000 - Black



WINGSURF LEASH WAISTBELT

Waistbelt to attache your leash to for freedom of movement whilst windsurfing

ART.NR. - COLOR 404.71980.000 - Black



SUP WAISTBELT + RELEASE

SUP waistbelt to attache your lease to for freedom of movement whilst boarding.

ART.NR. - COLOR 404.72010.000 - Black



KAYAK SEAT

- Detachable SUP Kayak Seat
- Adjustable and cushioned back support
- For inflatable SUP board sit-on-top kayak and canoe

ART.NR. - COLOR 407.03010.000 - Black/Grey



STX ELECTRIC SUP PUMP

Dual stage pump: 1. Extra fast pumping at low pressure; 2. Normal speed to reach high pressure. Automatic stop when selected pressure is reached. Inflates a 10'7" iSUP board in 4 min 30 s to 10 PSI, in 8 min 30 s to 15 PSI 1,70 m quality hose and 3 m power cord. Power input: 12V. Works on the cigarette plug of your car.

ART.NR. - COLOR 407.70758.000 - Black/Orange



SUP PUMP

New generation of STX pump for all our inflatable products. Innovative solutions bring high efficiency, easy-use and comfort. Ergonomic handle. Enlarged base for maximum stability. Built in pressure gauge. The high pressure model makes it instantly achievable for all levels of paddlers to pump to a pressure of around 20PSI!

ART.NR. - COLOR 407.70750.000 - Black



SUP TURBO PUMP

“Suitable for SUP paddle boards, kites, boats, kayaks and ...the YouAre AirTracks/SeaRafts pressure gauge included, inflate & deflate, Double/Single Action Pump with pressure gauge. Capacity is 2 x 2,5 liters and max pressure around 20 PSI.

ART.NR. - COLOR 407.70750.000 - Black



SUP PADDLE BLADE COVER

Padded cover to protect your blade

ART.NR. - COLOR 404.73165.000 - Black/White  
404.73165.010 - Black/White



SHOULDER BAG

Padded cover to protect your 3 pcs paddle

ART.NR. - COLOR 404.73175.000 - Black/White  
404.73175.010 - Black/White



STX SUP BAG LUXURY

Designed to travel the world with your inflatable SUP. Stackerbag style for easy packing.

- Holds 1 inflatable SUP including paddle, pump and clothing
- 5mm foam padded
- Integrated stash-able backpack straps
- Fixed wheeled base

ART.NR. - COLOR 407.70780.000 - Duotone  
SIZE 90x40x29cm



AIR SUP TRAVEL BAG

This bag is designed to travel the world with your inflatable SUP. Holds 1 inflatable SUP including paddle, pump and clothing.

- 5mm foam padded
- Fixed wheeled base
- Integrated stash-able backpack straps
- Constructed from heavy-duty 600D Polyester

ART.NR. - COLOR 404.83230.000 - Black/Orange  
SIZE 90x40x28cm



STX  
ACCESSORIES



STX SUP SLIDE IN  
COMPOSITE FIN

This STX SUP fin is an ideal entry level fin for surf and open water use. The long base helps prevent board drift when paddling, and gives drive when surfing waves, the upright shape and smaller tip allows for easier turns. Fits all standard SUP/Longboard slide in fin slots.

ART.NR. - COLOR 407.70725.000 - Blue/Black/Orange  
SIZE Fin size 9



STX SUP FIN

For Slide In Fin Systems on all STX Sup and Hybrid boards. QUALITY Materials: The Nylon construction gives this stiffness yet enough flexibility.

- M back fin size 9
- L centre fin hybrid board size 12

ART.NR. - COLOR 407.70730.000 - Black  
SIZE M=9, L=12



STX SLID-E IN WEED FIN

Fits all standard slide-in system finboxes. Nylon construction for strength and durability. Swept away shape to prevent weed sticking on your fin.

ART.NR. - COLOR 407.70729.000 - Black  
SIZE One size



CARDAN JOINT BASE PLATE

Use Cardan joint baseplate connection on your inflatable board only. Less tension on your rig and board.

ART.NR. - COLOR 408.00756.000 - Black



WINDSURF TROLLEY

Perfect for transport your windsurf gear.

ART.NR. - COLOR 404.00989.000 - Black

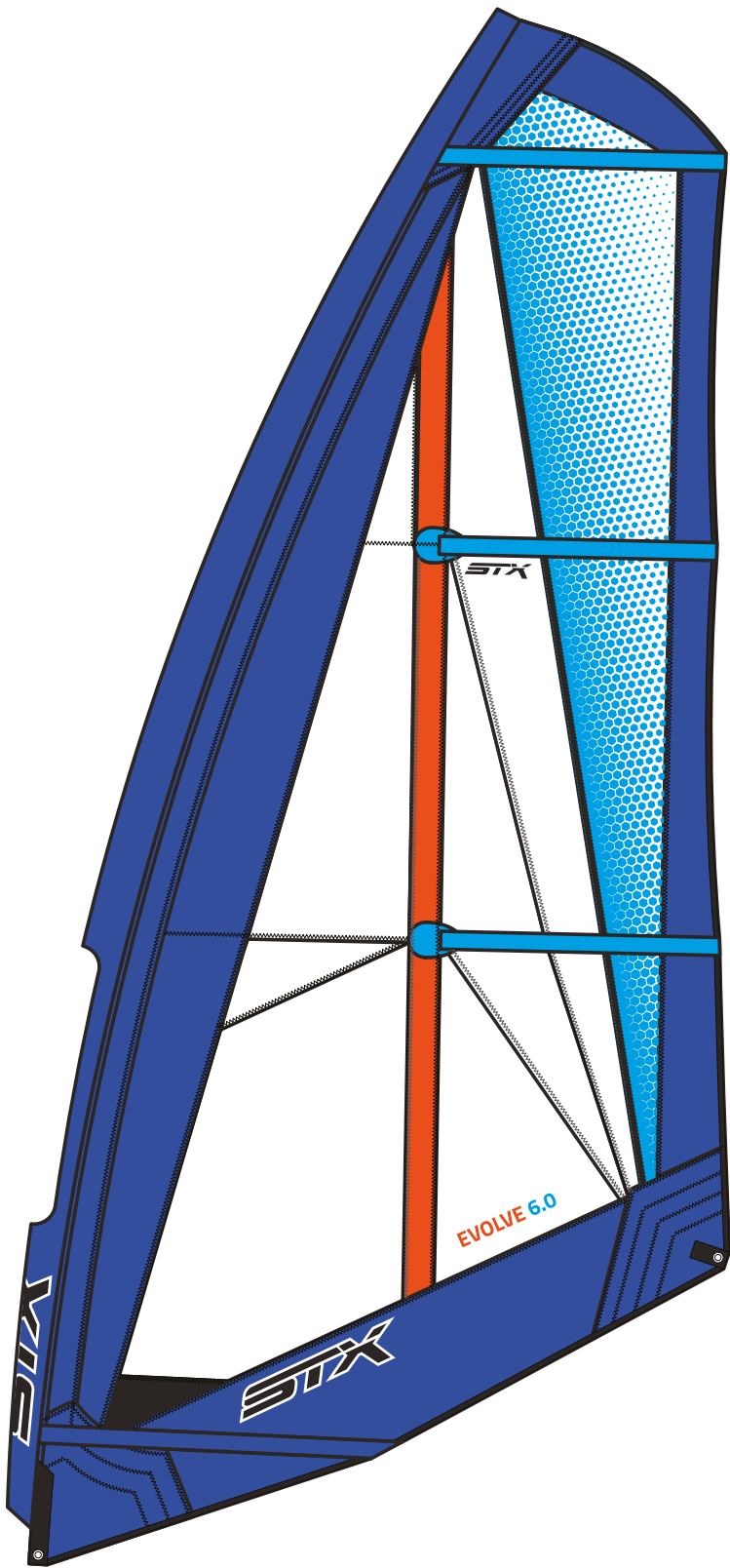


WINDSURF TROLLEY

Perfect for transport your windsurf gear.

ART.NR. - COLOR 404.00990.000 - Black

STX  
RIGS



PACKAGED WITH AWESOME  
ACCESSORIES

- Compact backpack
- Collapsible Boom in 3 pieces
- 5-Piece RDM mast
- Mast extension RDM


RIG

EVOLVE

STX's EVOLVE rig is our “one bag” rig for traveling and convenient, easy storage. Designed for SUP Sailing. The 5-piece mast and fully collapsible 6 pcs boom all fit into a compact bag. The back pack fits in any car trunk. Superior performance and durability comes from intelligent use of material our unique rigging parts.

ART.NR. - COLOR 407.70840.000 - Blue/Orange  
SIZE 4.9” / 6.0”





PACKAGED WITH AWESOME ACCESSORIES

- STX Rig Bag
- Adjustable Alloy Boom
- 2-Piece epoxy mast in RDM or SDM
- HD extension & adapter
- All ropes

SAIL SIZES	BOOM	MAST
4.5"	165CM	400CM RDM
5.0"	168CM	400CM RDM
5.5"	172CM	430CM RDM
6.0"	180CM	460CM SDM
6.5"	195CM	460CM SDM
7.0"	205CM	490CM SDM

HD2.0  
MONOFILM RIG COMPLETE

The STX HD20 is the perfect sail for the Windsurf Tourer and Freeride boards. This package includes a well built 5-batten monofilm sail, two piece epoxy mast, adjustable alloy boom, HD Extension with adapter, all ropes you need and packed in a STX Rig bag.

ART.NR. - COLOR 407.70850.000 - Blue/Orange  
SIZE 4.5" / 5.0" / 5.5" / 6.0" / 6.5" / 7.0"






101

The right RIG setup is an important step if you want to windsurf like a pro.

Your skill level, height and the conditions you want to use the sail in (mostly wind strength) are factors. Beginners should go for a smaller sail, relative to their height (ask instore). Check out our website for more info on choosing the right gear.



MINIKID

For the first steps in windsurfing or great family weekends. Available in 2 nice color combinations. Light, easy to pack, easy to rig and made out of high quality monofilm with glass battens. A vario 2 piece alloy mast and a easy to mount boom. Uphail, ropeset and a trim adapter come with the package. The rig is packed in an easy to go bag which fits the complete rig.

**ART.NR.** 407.70800.000  
**COLOR** Blue/Orange  
**SIZE** 1.0" / 1.5" / 2.0" / 2.5" / 3.0"



NEW  
COMPACT  
DESIGN  
3 PCS MAST

POWERKID

Rigs for the very young, the experienced but also the intermediate windsurfer. out of monofilm with reinforcement panels out of Dacron. Featuring a 3-piece mast, an easy to mount vario boom and a sail with 3 full-length high modulus glass battens. Complete with ropes, uphaul and QR pin adapter for easy rigging. Packaged in a size tailored rig bag for easy storage.

**ART.NR.** 407.70810.000  
**COLOR** Orange / Blue  
**SIZE** 2.4" / 2.8" / 3.2" / 3.6" / 4.0" / 4.4" / 5.0"

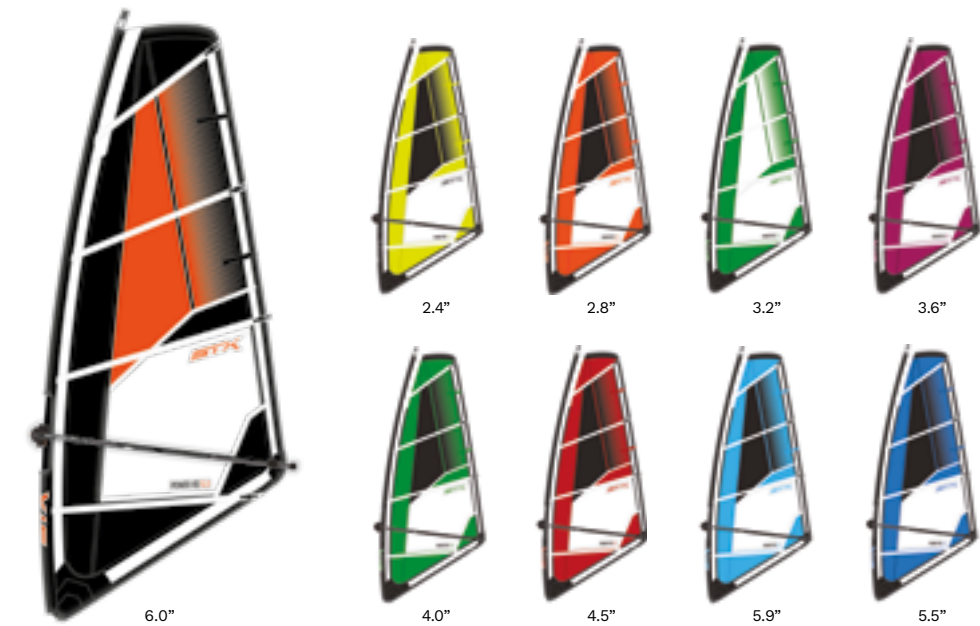


POWER HD

MINI DACRON

These rigs are made to last. Made out of Dacron sail cloth material which is long lasting and durable in combination with a two piece alloy mast and a easymount boom. Every sail size has a fix color which is very helpful in schools. The whole rig, including trim adapter, ropeset and uphaul is packaged in a heavy duty tailored bag for easy travel and storage.

**ART.NR.** 407.70820.000  
**COLOR** Blue / Pink / Blue  
**SIZE** 1.0" / 1.5" / 2.0"



NEW  
COMPACT  
DESIGN  
3 PCS MAST

POWER HD

DACRON

Full Dacron rigs with a vinyl window, made to last. The Dacron sail cloth material is long lasting and durable, combining a 3-piece epoxy mast and easymount boom. All sail sizes have a fixed color, helpful in schools. All sails have three full length battens. The whole rig includes adapter, ropeset and uphaul, packaged in a heavy duty tailored bag, for easy travel and storage. 5.0, 5.5 and 6.0 feature a full size SDM epoxy mast and vario booms, built to withstand the biggest surf.

**ART.NR.** 407.70830.000  
**COLOR** Black/Orange, Yellow, Orange, Green, Red, Green, Purple, Blue, D.Blue  
**SIZE** 2.4" / 2.8" / 3.2" / 3.6" / 4.0" / 4.5" / 5.9" / 5.5" / 6.0"



A QUICK GUIDE

The correct mast is all too often overlooked when choosing gear.

At the outset, there are a few great features that all **STX** mast models share. An **XCORE Wrap** on the base of all our masts prevents long term wear and scratches. Another big plus is the **STX Boom Height** indicator.

As any pro worth their salt will attest, several core factors can affect a mast's overall performance. Even if it's paired with the best sail money can buy, this piece of gear should match your **specific riding style and expectations**.

Here's where science comes in. Through some sharp R&D at **STX**, we've refined the ratios of carbon to fibreglass in all our masts. In a nutshell, Carbon percentages translate to critical factors like **Reflex Speed, Durability, Stiffness and Weight**. These factors all pair off against each other to produce varying results that cater to different riders' needs.

Don't fret though - it's not as complicated as it sounds. Check out our simple comparative **diagrams and tables alongside** to see how **STX** models compare to each other.

At the end of the day, all **STX** masts perform brilliantly and look as good as they perform, so you can't really go wrong.

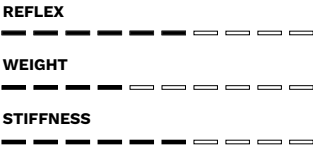
SCAN THE QR CODE

This links to our unique mast finder.



MAST C60

RDM



LENGTH	IMCS	WEIGHT
340	15	2100
370	17	2230
400	19	2050
430	21	2240
460	25	2350

ART.NR. 407.00540.000  
COLOR Black/Yellow  
SIZE 340 / 370 / 400 / 430 / 460

MAST C60

SDM

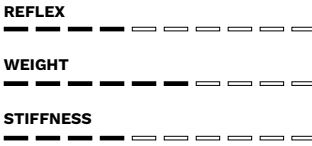


LENGTH	IMCS	WEIGHT
400	19	2250
430	21	2350
460	25	2700
490	28	2850

ART.NR. 407.00530.000  
COLOR Black/Yellow  
SIZE 400 / 430 / 460 / 490

MAST C40

RDM

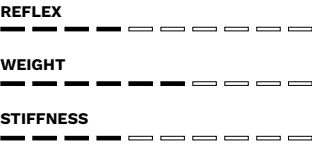


LENGTH	IMCS	WEIGHT
370	17	2300
400	19	2500
430	21	2650
460	25	2800

ART.NR. 407.00520.000  
COLOR Black/Blue  
SIZE 370 / 400 / 430 / 460

MAST C40

SDM



LENGTH	IMCS	WEIGHT
370	17	2050
400	19	2300
430	21	2450
460	25	2950
490	28	3100

ART.NR. 407.00510.000  
COLOR Black/Blue  
SIZE 370 / 400 / 430 / 460 / 490

MAST C20

RDM



LENGTH	IMCS	WEIGHT
370	17	2400
400	19	2600
430	21	2750
460	25	2900

ART.NR. 407.00505.000  
COLOR Black/Blue  
SIZE 370 / 400 / 430 / 460

MAST C20

SDM



LENGTH	IMCS	WEIGHT
370	17	2150
400	19	2400
430	21	2800
460	25	3100
490	28	3250

ART.NR. 407.00500.000  
COLOR Black/Blue  
SIZE 370 / 400 / 430 / 460 / 490





6.0 BOOM

OUR REDUCED DIAMETER GRIP

- 26mm diameter grip area and 29mm at the back of the boom
- Monocoque construction
- Continuous aluminum front and back ends
- Double Lever Pin adjustment system
- 50cm adjustment for maximum sail range coverage

STX 6.0

ART.NR. - COLOR 407.70420.000 - Grey/Black/White  
SIZE 145-195 / 160-210

SIZE	DIAMETER
145-195	26/29MM
160-210	26/29MM



4.0 BOOM

HIGH PERFORMANCE BOOM DEVELOPED FOR MAXIMUM STRENGTH AND FUNTIONALITY

- Specific boom profile and monocoque construction
- 1.5mm wall thickness, 29mm diameter
- Continuous aluminum front end and back end
- 60cm adjustment for maximum sail range coverage
- Optimized stiffness
- Twin Pin Adjustment system

STX 4.0

ART.NR. - COLOR 407.70410.000 - Grey/Black/White  
SIZE 137-198 / 162-222 / 183-244 / 202-262

SIZE	DIAMETER
137-198	29MM
162-222	29MM
183-244	29MM
202-262	29MM



2.0 BOOM

ENTRY-LEVEL BOOM WITH EXCELLENT STIFFNESS AND DURABILITY

- Continuous aluminum front end with indestructible clamp
- 1.4 mm wall thickness and 29mm diameter
- Single Pin adjustment system
- 60cm adjustment for maximum sail range coverage

STX 2.0

ART.NR. - COLOR 407.70400.000 - Grey/Black/White  
SIZE 137-198 / 162-122

SIZE	DIAMETER
137-198	29MM
162-122	29MM





**KUBUS SPORTS BV**  
Watergoorweg 79  
3861 MA Nijkerk, Holland

info@kubus-sports.nl  
+31 (0)88 5525200



**STXPARTS.COM**